

HIGH NORTH ID:  
00692881  
Date: 2025-05-23  
Certificate: 1748031978



High North Inc.  
241 Hanlan Rd, Unit 7  
Woodbridge, ON, L4L 3R7  
1-416-864-6122  
LIC-P4PNJMAC20-2022

Client:Coast Mountain Cannabis  
7339 Old Mill Road,, Unit 11,  
Industrial Park, CP 400,  
Pemberton, BC, V0N 2L1

Product:BC Organic Guava Biscotti  
Lot:5094C01\_GUA and  
5094M01\_GUA  
Matrix:Flower  
Sub-matrix:Dried Flower  
Sampled:2025-05-09  
Received:2025-05-16  
Temperature on Receipt: 22.3°C

Name:Coast Mountain Cannabis  
6048949494  
cassie@coastmountaincannabis.  
com

Certificate of Analysis


Reviewed by QA:  
Date: 23-May-2025  
*Jayashri Srinivasan*

Cannabinoid Analysis	LOD (%)	LOQ (%)	wt%	mg/g
Total THC [(THCA x 0.877) + D9-THC]			23.8513	238.5132
Total CBD [(CBDA x 0.877) + CBD]			0.0924	0.9245
THCA-A	0.03	0.06	26.4282	264.2819
CBGA	0.03	0.06	1.2634	12.6337
D9-THC	0.03	0.06	0.6738	6.7380
CBCA	0.03	0.06	0.1811	1.8105
THCVA	0.03	0.06	0.1513	1.5126
CBDA	0.03	0.06	0.1054	1.0542
CBG	0.03	0.06	0.0980	0.9798
CBC	0.03	0.06	ND	ND
D8-THC	0.03	0.06	ND	ND
CBCVA	0.03	0.06	ND	ND
CBN	0.03	0.06	ND	ND
CBCV	0.03	0.06	ND	ND
THCV	0.03	0.06	ND	ND
CBD	0.03	0.06	ND	ND
CBDV	0.03	0.06	ND	ND
CBDVA	0.03	0.06	ND	ND
Total of all quantified cannabinoids:			28.9012	289.0107
Method: LAB-MTD-020 (ISO 17025:2017 Accredited)				

Moisture Analysis	Result
Loss on Drying (Moisture Analyzer)	12.96%
Method: LAB-MTD-017 (ISO 17025:2017 Accredited)	

Terpene Analysis	LOD (%)	LOQ (%)	wt%
Trans-Caryophyllene	0.0011	0.005	0.5797

Abbreviations: wt% = percentage of weight, CFU = colony forming units, ppm = Parts per million, ppb = Parts per billion, ND = None Detected, BLQ = Below Limit of Quantification, LOQ = Limit of Quantification, LOD = Limit of Detection, RL = Reporting Limit, \* = Mixture of Isomers

Authorized by:   
1 of 6

ISO 17025:2017  
Accredited Laboratory





Terpene Analysis	LOD (%)	LOQ (%)	wt%
Farnesene*	0.0029	0.010	0.4965
(R)-(+)-Limonene	0.0006	0.005	0.3229
Linalool	0.0006	0.005	0.1765
Beta-Myrcene	0.0004	0.005	0.1763
Alpha-Humulene	0.0002	0.005	0.1229
Alpha-Bisabolol	0.0011	0.005	0.0893
Ocimene	0.0017	0.005	0.0658
Alpha-Terpineol	0.0007	0.005	0.0640
Beta-Pinene	0.0004	0.005	0.0548
(R)-Endo-(+)-Fenchyl Alcohol	0.0005	0.005	0.0469
Alpha-Pinene	0.0002	0.005	0.0427
Farnesol*	0.0032	0.010	0.0127
Fenchone	0.0003	0.005	0.0125
Camphene	0.0009	0.005	0.0100
Caryophyllene oxide	0.0009	0.005	0.0088
Terpinolene	0.0005	0.005	0.0054
Borneol	0.0005	0.005	BLQ
Squalene	0.0015	0.005	ND
Phytol*	0.0030	0.010	ND
Nootkatone	0.0009	0.005	ND
Phytane	0.0006	0.005	ND
(+)-Cedrol	0.0004	0.005	ND
Guaiol	0.0013	0.005	ND
trans-Nerolidol	0.0005	0.005	ND
cis-Nerolidol	0.0012	0.005	ND
Valencene	0.0006	0.005	ND
Eugenol	0.0010	0.005	ND
Alpha-Cedrene	0.0004	0.005	ND
Geranyl acetate	0.0007	0.005	ND
Carvacrol	0.0005	0.005	ND
Thymol	0.0006	0.005	ND
d-Valerolactam (2-piperidone)	0.0015	0.005	ND
(-)-Piperitone	0.0012	0.005	ND
Isobornyl Acetate	0.0005	0.005	ND
Carvone	0.0006	0.005	ND
Pulegone	0.0006	0.005	ND
Verbenone	0.0006	0.005	ND
Citral*	0.0015	0.005	ND
Geraniol	0.0005	0.005	ND
Safranal	0.0004	0.005	ND
Nerol	0.0007	0.005	ND
Citronellol	0.0008	0.005	ND
Octyl Acetate	0.0005	0.005	ND
Terpinen-4-ol	0.0017	0.005	ND

Abbreviations: wt% = percentage of weight, CFU = colony forming units, ppm = Parts per million, ppb = Parts per billion, ND = None Detected, BLQ = Below Limit of Quantification, LOQ = Limit of Quantification, LOD = Limit of Detection, RL = Reporting Limit, \* = Mixture of Isomers



Terpene Analysis	LOD (%)	LOQ (%)	wt%
Camphor	0.0005	0.005	ND
Isoborneol	0.0005	0.005	ND
Menthol (Hexahydrothymol)	0.0013	0.005	ND
Menthone*	0.0015	0.005	ND
Isopulegol	0.0010	0.005	ND
Alpha-Thujone	0.0010	0.005	ND
Sabinene Hydrate	0.0006	0.005	ND
Gamma-Terpinene	0.0002	0.005	ND
Eucalyptol	0.0011	0.005	ND
Cymene*	0.0004	0.005	ND
Alpha-Terpinene	0.0004	0.005	ND
Alpha-Phellandrene	0.0010	0.005	ND
(1S)-3-Carene	0.0009	0.005	ND
Sabinene	0.0003	0.005	ND

Total of all quantified terpenes:2.288

Method: LAB-MTD-044 (ISO 17025:2017 Accredited)

Mycotoxin Analysis	LOD (ppb)	LOQ (ppb)	RL (ppb)	Result (ppb)	Status
Aflatoxin-B1	0.5000	2	2	ND	PASS
Aflatoxin-B2	0.5000	2		ND	
Aflatoxin-G1	0.3000	2		ND	
Aflatoxin-G2	0.6000	2		ND	

Sum of Aflatoxins:40PASS

Method: LAB-MTD-010 (ISO 17025:2017 Accredited)

Microbial Analysis	LOD (CFU/g)	RL (CFU/g)	Result (CFU/g)	Status
Total Yeast and Mold Count	100	50,000	< 100	PASS
Total Aerobic Count	10	500,000	34	PASS
Salmonella			Absent in 25g	PASS
E.coli			Absent in 1g	PASS
Bile-Tolerant Gram-Negative	100	10,000	< 100	PASS

Method: MIC-MTD-001 (ISO 17025:2017 Accredited), MIC-MTD-012 (ISO 17025:2017 Accredited)

Heavy Metals Analysis	LOD (ppm)	LOQ (ppm)	RL (ppm)	Result (ppm)	Status
Arsenic	0.034	0.2	0.2	ND	PASS
Cadmium	0.016	0.06	0.3	ND	PASS
Lead	0.014	0.49	0.5	ND	PASS
Mercury	0.009	0.06	0.1	ND	PASS


Method: LAB-MTD-050 (ISO 17025:2017 Accredited)

Abbreviations: wt% = percentage of weight, CFU = colony forming units, ppm = Parts per million, ppb = Parts per billion, ND = None Detected, BLQ = Below Limit of Quantification, LOQ = Limit of Quantification, LOD = Limit of Detection, RL = Reporting Limit, \* = Mixture of Isomers



HC Pesticides Analysis	LOD (ppm)	LOQ (ppm)	RL (ppm)	Result (ppm)	Status
Abamectin	0.0283	0.10	0.10	ND	PASS
Acephate	0.0034	0.02	0.02	ND	PASS
Acequinocyl	0.0080	0.03	0.03	ND	PASS
Acetamiprid	0.0076	0.10	0.10	ND	PASS
Aldicarb	0.0799	1.00	1.00	ND	PASS
Allethrin	0.0410	0.20	0.20	ND	PASS
Azadirachtin	0.6407	1.00	1.00	ND	PASS
Azoxystrobin	0.0031	0.02	0.02	ND	PASS
Benzovindiflupyr	0.0053	0.02	0.02	ND	PASS
Bifenazate	0.0053	0.02	0.02	ND	PASS
Bifenthrin	0.1389	1.00	1.00	ND	PASS
Boscalid	0.0051	0.02	0.02	ND	PASS
Buprofezin	0.0037	0.02	0.02	ND	PASS
Carbaryl	0.0068	0.05	0.05	ND	PASS
Carbofuran	0.0030	0.02	0.02	ND	PASS
Chlorantraniliprole	0.0051	0.02	0.02	ND	PASS
Chlorfenapyr	0.0155	0.05	0.05	ND	PASS
Chlorpyrifos	0.0081	0.04	0.04	ND	PASS
Clofentezine	0.0066	0.02	0.02	ND	PASS
Clothianidin	0.0098	0.05	0.05	ND	PASS
Coumaphos	0.0046	0.02	0.02	ND	PASS
Cyantraniliprole	0.0060	0.02	0.02	ND	PASS
Cyfluthrin	0.0432	0.20	0.20	ND	PASS
Cypermethrin	0.0760	0.30	0.30	ND	PASS
Cyprodinil	0.0477	0.25	0.25	ND	PASS
Daminozide	0.0200	0.10	0.10	ND	PASS
Deltamethrin	0.0913	0.50	0.50	ND	PASS
Diazinon	0.0050	0.02	0.02	ND	PASS
Dichlorvos	0.0279	0.10	0.10	ND	PASS
Dimethoate	0.0048	0.02	0.02	ND	PASS
Dimethomorph	0.0143	0.05	0.05	ND	PASS
Dinotefuran	0.0098	0.10	0.10	ND	PASS
Dodemorph	0.0074	0.05	0.05	ND	PASS
Endosulfan-alpha	0.0462	0.20	0.20	ND	PASS
Endosulfan-beta	0.0147	0.05	0.05	ND	PASS
Endosulfan sulfate	0.0108	0.05	0.05	ND	PASS
Ethoprophos	0.0058	0.02	0.02	ND	PASS
Etofenprox	0.0058	0.05	0.05	ND	PASS
Etoxazole	0.0025	0.02	0.02	ND	PASS
Etridiazole	0.0064	0.03	0.03	ND	PASS
Fenoxycarb	0.0062	0.02	0.02	ND	PASS
Fenpyroximate	0.0042	0.02	0.02	ND	PASS
Fensulfothion	0.0108	0.02	0.02	ND	PASS
Fenthion	0.0059	0.02	0.02	ND	PASS

Abbreviations: wt% = percentage of weight, CFU = colony forming units, ppm = Parts per million, ppb = Parts per billion, ND = None Detected, BLQ = Below Limit of Quantification, LOQ = Limit of Quantification, LOD = Limit of Detection, RL = Reporting Limit, \* = Mixture of Isomers

Authorized by: 


ISO 17025:2017  
Accredited Laboratory





HC Pesticides Analysis	LOD (ppm)	LOQ (ppm)	RL (ppm)	Result (ppm)	Status
Fenvalerate	0.0414	0.10	0.10	ND	PASS
Fipronil	0.0085	0.06	0.06	ND	PASS
Flonicamid	0.0152	0.05	0.05	ND	PASS
Fludioxonil	0.0061	0.02	0.02	ND	PASS
Fluopyram	0.0067	0.02	0.02	ND	PASS
Hexythiazox	0.0026	0.01	0.01	ND	PASS
Imazalil	0.0105	0.05	0.05	ND	PASS
Imidacloprid	0.0037	0.02	0.02	ND	PASS
Iprodione	0.2626	1.00	1.00	ND	PASS
Kinoprene	0.0717	0.50	0.50	ND	PASS
Kresoxim-methyl	0.0066	0.02	0.02	ND	PASS
Malathion	0.0053	0.02	0.02	ND	PASS
Metalaxyl	0.0041	0.02	0.02	ND	PASS
Methiocarb	0.0050	0.02	0.02	ND	PASS
Methomyl	0.0059	0.05	0.05	ND	PASS
Methoprene	0.3858	2.00	2.00	ND	PASS
Mevinphos	0.0092	0.05	0.05	ND	PASS
MGK-264	0.0130	0.05	0.05	ND	PASS
Myclobutanil	0.0055	0.02	0.02	ND	PASS
Naled	0.0166	0.10	0.10	ND	PASS
Novaluron	0.0134	0.05	0.05	ND	PASS
Oxamyl	0.0675	3.00	3.00	ND	PASS
Paclobutrazol	0.0054	0.02	0.02	ND	PASS
Parathion-methyl	0.0180	0.05	0.05	ND	PASS
Permethrin	0.1182	0.50	0.50	ND	PASS
Phenothrin	0.0116	0.05	0.05	ND	PASS
Phosmet	0.0064	0.02	0.02	ND	PASS
Piperonyl butoxide	0.0185	0.20	0.20	ND	PASS
Pirimicarb	0.0047	0.02	0.02	ND	PASS
Prallethrin	0.0126	0.05	0.05	ND	PASS
Propiconazole	0.0324	0.10	0.10	ND	PASS
Propoxur	0.0058	0.02	0.02	ND	PASS
Pyraclostrobin	0.0034	0.02	0.02	ND	PASS
Pyrethrins	0.0237	0.05	0.05	ND	PASS
Pyridaben	0.0069	0.05	0.05	ND	PASS
Quintozene	0.0062	0.02	0.02	ND	PASS
Resmethrin	0.0149	0.10	0.10	ND	PASS
Spinetoram	0.0043	0.02	0.02	ND	PASS
Spinosad	0.0237	0.10	0.10	ND	PASS
Spirodiclofen	0.0326	0.25	0.25	ND	PASS
Spiromesifen	0.1899	3.00	3.00	ND	PASS
Spirotetramat	0.0040	0.02	0.02	ND	PASS
Spiroxamine	0.0135	0.10	0.10	ND	PASS
Tebuconazole	0.0158	0.05	0.05	ND	PASS

Abbreviations: wt% = percentage of weight, CFU = colony forming units, ppm = Parts per million, ppb = Parts per billion, ND = None Detected, BLQ = Below Limit of Quantification, LOQ = Limit of Quantification, LOD = Limit of Detection, RL = Reporting Limit, \* = Mixture of Isomers

Authorized by: 

ISO 17025:2017  
Accredited Laboratory






HC Pesticides Analysis	LOD (ppm)	LOQ (ppm)	RL (ppm)	Result (ppm)	Status
Tebufenozide	0.0040	0.02	0.02	ND	PASS
Teflubenzuron	0.0153	0.05	0.05	ND	PASS
Tetrachlorvinphos	0.0060	0.02	0.02	ND	PASS
Tetramethrin	0.0164	0.10	0.10	ND	PASS
Thiacloprid	0.0031	0.02	0.02	ND	PASS
Thiamethoxam	0.0035	0.02	0.02	ND	PASS
Thiophanate-methyl	0.0102	0.05	0.05	ND	PASS
Trifloxystrobin	0.0055	0.02	0.02	ND	PASS

**Method:** LAB-MTD-010 (ISO 17025:2017 Accredited)

The SCC Accreditation Symbol is an official symbol of Standards Council of Canada, used under licence.

Information is accurate unless otherwise stated. The results of this report are reflective only to material and product analyzed as received. This report shall not be reproduced, without written approval from High North Laboratories. Test Results are confidential unless explicitly waived otherwise.

Abbreviations: wt% = percentage of weight, CFU = colony forming units, ppm = Parts per million, ppb = Parts per billion, ND = None Detected, BLQ = Below Limit of Quantification, LOQ = Limit of Quantification, LOD = Limit of Detection, RL = Reporting Limit, \* = Mixture of Isomers

Authorized by: 

ISO 17025:2017  
Accredited Laboratory

